

Organizational Worktools



A woman with long dark hair, wearing a white blazer over a white ribbed top and black pants, is smiling and posing dynamically. She has one leg raised and bent, and her arms are extended. The background is plain white.

Maximize Space

Details merges aesthetics with function to help maximize your investment in people and furniture. Expansive thinking expands the precious commodity of workspace.

Ordering Organizational Worktools

Slatwall Allows vertical stacking anywhere on the tile. Available for straight mounting applications only.

SlatRail Makes maximum use of space above and below the worksurface. Available for straight mounting applications only.

SOTO™ Rail Offers flush with the worksurface support for layering SOTO worktools. Available for straight mounting applications and integrated into Steelcase c:scape™ furniture.

Freestanding Organizes space on the worksurface, inside binder bins and in other storage units.

Selecting the Support System

When determining the best support system – or combination of systems – consider the following:

1. **Primary Need:** Technology support or paper management
2. **Type of Application:** Panel, wall or freestanding

Support System Comparison

	Slatwall	SlatRail	SOTO
Panel-mount	Yes	Yes	No
Wall-mount	Yes	Yes	No
Freestanding mount available	Yes	Yes	Yes
Steelcase c:scape™ desk rail system	Yes	Yes	Yes
Context® Stanchion compatible	Yes	No	No
Corner Application	No	No	No
Maximum support weight	60 lbs.	100 lbs.	125 lbs.
Number of compatible worktools	32	28*	12
Number of available widths	6	6	7
Horizontal flexibility	Yes	Yes	Yes
Vertical flexibility	Yes	No	No
Maximum overhang from panel connection	12" **	12" **	N/A

* The following should not be specified for SlatRail: Hanging Brackets (WHB) on stanchion-mounted SlatRail, Jules Slatwall-mounted keyboard platform (KJULES), Markerboard (WMB), Universal Shelf (WUS, WUS3)

** 15" overhang for 60" wide applications; 12" overhang for all other sizes

Organizational Worktool Colors

Plastic		Painted Metal	
Amber	6545	Arctic White	4231
Arctic White	6009	Black	0835
Black	6000	Champagne	4750
Champagne	6152	Pewter	7018
Charcoal	6288	Platinum	4799
Frost	6544		
Rain	6546		

Note: Not all colors are available for all products. See individual product specifications for color availability.

Chain sets (09-0000540) are available for actual color and texture reference. Individual samples are also available.

SpecTip Some worktools require the specification of both plastic and painted metal finishes.

Determining the Width

For panel-mounted applications, simply measure the distance between the two panel channels that the mounting brackets will be on. This is the minimum required width. You may order up to an additional 12" of width to overhang each non-corner channel and overlap the adjacent panel (60" applications can support a 15" overhang). The furniture system determines the appropriate mounting bracket to order.

Wall-mount applications

Brackets should be installed into wall studs. You may order up to an additional 12" of width to overhang each bracket. (60" applications can support a 15" overhang).

Determining Available Space

The worktools to be mounted cannot exceed the space available on the Slatwall or SlatRail you are ordering.

Freestanding applications

Simply make sure the dimensions of the worktools fit in the available space on the worksurface.

Panel- or wall-mount applications

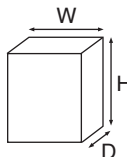
Slatwall requires a minimum of 13" of vertical space between the worksurface and any shelves or bins in a panel- or wall-mount application. When stacking Slatwall tiles in either a panel- or wall-mount application, a gap of approximately 1/2" occurs.

Stanchion applications

Stanchion mount applications require a minimum of 15 1/2" of vertical space between the worksurface and any shelves or bins.

Context® Slatwall Stanchion applications

Tile must be 10" shorter than core unit if utilizing Context columns to support overhead bins, shelves, etc.



About Dimensions

Width: Distance from left to right
Height: Distance from top to bottom
Depth: Distance from front to back

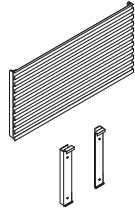


* These products have been certified for their material content, recyclability, and manufacturing characteristics. c2ccertified.com

Slatwall Straight Application

Specify:

- 1 Slatwall tile
- 1 pair of Slatwall mounting brackets that correspond to your furniture system (includes left & right bracket)



Freestanding Slatwall Stanchions

- For use with 12" high Slatwall tiles only
- Clamp on worksurfaces or materials 3/4" to 2" thick
- Positions top of Slatwall 15 1/2" above mounting surface; this is a fixed height
- Uses only a 2" footprint on the worksurface
- Ideal solution for use on freestanding tables in learning environments, team areas, etc.
- Worksurface/table must be able to support 60 lbs.
- Use any standard length Slatwall tile and add Worktools
- Specify Stanchions and Slatwall tiles separately
- Slatwall can overhang stanchions by 12" for tiles up to 48" wide and 15" for tiles up to 60" wide
- Rubber feet under stanchions ensure a tight fit without marring worksurface

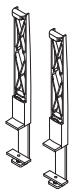
Specifying Hints

- Requires a minimum worksurface depth of 18" for stability
- Not applicable on glass surfaces
- Corner application not available
- 2" clearance required under worksurface to accommodate C-clamp
- Not applicable on bullnose or other non-standard table edge



WFCS, Pair

3.5 lbs.
W2 x H16 x D2
Black, Champagne, Platinum



Context® Slatwall Stanchions

- For use with 12" high Slatwall tiles only
- Allow use of Slatwall tile and worktools on Steelcase Context® furniture
- Specify Stanchions and Slatwall tile separately
- Slatwall bottom edge rests 3 1/2" above worksurface
- Slatwall tile is 16" high when mounted, thus extends 4" above Context accessory screen
- Can also be used with Metro Template desking system

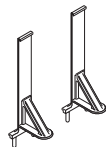
Specifying Hints

- Tile must be 10" shorter than core unit if utilizing Context columns to support overhead bins, shelves, etc.



WBSXS, Pair

3 lbs.
W2 x H16 x D4 1/2
Black, Champagne, Platinum



Slatwall Tiles*

Width	12" H tiles	Weight	18" H tiles	Weight
24"	WS24	5 lbs.	WS2418H	9 lbs.
30"	WS30	6 lbs.	WS3018H	12 lbs.
36"	WS36	7 lbs.	WS3618H	14 lbs.
42"	WS42	8 lbs.	WS4218H	16 lbs.
45"	WS45	9 lbs.	WS4518H	17 lbs.
48"	WS48	10 lbs.	WS4818H	18 lbs.
60"	WS60	14 lbs.	WS6018H	23 lbs.

W as ordered x H12 or 18 x D 1/2 (with end caps installed)
Supports maximum of 60 lbs.
Slatwall Tiles: Black, Champagne, Platinum

12" H Panel-Mount Brackets (pair) Weight

Steelcase	Weight
Answer® / Kick™	2 lbs.
Avenir®	2 lbs.
Privacy Wall	2 lbs.
Series 9000®	2 lbs.

Steelcase 42" H Panels

Answer® / Kick	WSW42AN	2 lbs.
Avenir®	WSW42AV	2 lbs.
Series 9000®	WSW42S9	2 lbs.

Note: 42" H Slatwall Brackets will not work with transaction tops. For Post and Beam, contact Custom Solutions.

AllSteel 8000	WSWUSA	2 lbs.
American Seating Framework	WSWUSA	2 lbs.
Haworth Places / Unigroup	WSWUSA	2 lbs.
Herman Miller A02 / A03	WSWUSA	2 lbs.
Hon Consensus / Terrace	WSWUSA	2 lbs.
Kimball Cetra	WSWUSA	2 lbs.
KI System 3000	WSWUSA	2 lbs.
Knoll Equity / Morrison / Rugby	WSWUSA	2 lbs.
La-Z-Boy Contract	WSWANS	2 lbs.
Panel Concepts	WSWUSA	2 lbs.
Precision	WSWUSA	2 lbs.
Smed	WSWUSA	2 lbs.
Teknion TOS / Leverage	WSWUSA	2 lbs.
Trendway	WSWUSA	2 lbs.
Unicore	WSWUSA	2 lbs.
Xception	WSWUSA	2 lbs.

18" H Panel-Mount Brackets (pair) Weight

Steelcase Answer® / Kick™/Privacy Wall	WSWANS18	3.5 lbs.
USA Bracket	WSWUSA18	3.5 lbs.

12" H Wall-Mount Brackets (pair) Weight

Wall-Mount	WSWM	2 lbs.
-------------------	------	--------

18" H Wall-Mount Brackets (pair) Weight

Wall-Mount	WSWM18	3.5 lbs.
-------------------	--------	----------

Note: Wall-Mount to be installed in a wall stud

12" H On Post and Beam Bracket Weight

On Post and Beam Bracket	WSWPBOF12	2.5 lbs.
---------------------------------	-----------	----------

Panel-Mount, Wall-Mount and On Post and Beam Bracket Finishes: Black, Champagne and Platinum

12" H c:scape™ Bracket Weight

c:scape Bracket	DSWCS	15 lbs.
------------------------	-------	---------

c:scape Brackets: Platinum

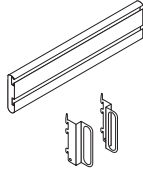
NOTE: Slatwall Bracket for c:scape allows for any size Details Slatwall to easily mount to the Steelcase c:scape desk rail system only. Not applicable on c:scape beam or storage units. Allow for 5/8" clearance on each end of the worksurface for mounting on c:scape desks.

For SOTO™ Application Tips see the charts on pages 23 – 26.

SlatRail Straight Application

Specify:

- 1 SlatRail
- 1 pair of SlatRail mounting brackets that correspond to your furniture system (includes left & right bracket)



Freestanding SlatRail Stanchions*

- Clamp on worksurfaces 1/2" to 1 1/4" thick
- Positions top of SlatRail 12 3/4" above mounting surface, this is a fixed height
- Worksurface/table must be able to support 100 lbs.
- Uses only 2 1/2" footprint on the worksurface
- Uses standard SlatRail of any length and all worktools
- Specify Stanchions and SlatRail separately

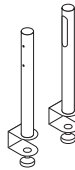
Specifying Hints

- Requires a minimum worksurface depth of 18" for stability
- Not applicable on glass surfaces
- Corner application not available
- 2" clearance required under worksurface to accommodate C-clamp
- Actual width of usable SlatRail is 1 1/8" less than stated



WSRFS, Pair

4 lbs.
W1 1/2" x H13 1/2" x D1 1/2"
Black, Champagne, Platinum



Post & Beam Fence Interface Brackets

- Enables conversion of Worktools for use on Post & Beam Fence
- 4" bracket for use with Binder Holder and other smaller Worktools
- 10" bracket for use with Letter Tray, Office in a File, & other larger Worktools

Specifying Hints

- Not recommended for use with: PaperFlo® Manager, Slatshelves, Tackstrip, Markerboard, Universal Shelf

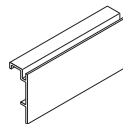


WSRB4

4" Bracket
0.5 lb.
Platinum

WSRB10

10" Bracket
1 lb.
Platinum



SlatRail*

		Weight
24" wide	WSR24	2 lbs.
30" wide	WSR30	2.5 lbs.
36" wide	WSR36	3 lbs.
42" wide	WSR42	3.5 lbs.
48" wide	WSR48	4 lbs.
60" wide	WSR60	5 lbs.

W as ordered by H4" x D3/4"
Supports maximum of 100 lbs.
SlatRail: Black, Champagne, Platinum

Panel-Mount Brackets (pair)

		Weight
Steelcase		
Answer® / Kick™	WSRU1	1.5 lbs.
Avenir®	WSRU1	1.5 lbs.
Privacy Wall	WSRU1	1.5 lbs.
Series 9000®	WSRU1	1.5 lbs.

Note: For Post and Beam, contact Custom Solutions.

AllSteel 8000	WSRU1	1.5 lbs.
Haworth Places / Unigroup	WSRU1	1.5 lbs.
Hon Consensus / Terrace	WSRU1	1.5 lbs.
Kimball Cetra	WSRU1	1.5 lbs.
Knoll Equity / Morrison / Rugby	WSRU1	1.5 lbs.
Teknion TOS / Leverage	WSRU1	1.5 lbs.

Wall-Mount Brackets (pair)

		Weight
Wall-Mount	WSRW	1.5 lbs.

Note: Wall-Mount to be installed in a wall stud
SlatRail Mounting Brackets: Black, Champagne, Platinum

c:scape™ Bracket

		Weight
c:scape Bracket	DSRCS	20 lbs.

c:scape Brackets: Platinum

NOTE: SlatRail Bracket for c:scape allows for any size Details SlatRail to easily mount to the Steelcase c:scape desk rail system only. Not applicable on c:scape beam or storage units.

SlatRail is required to be at least 10 1/4" total inches shorter than the width of the c:scape desk to accommodate the inaccessible 5/4" of mounting rail on each end.

For SOTO™ Application Tips see the charts on pages 23 – 26.



* These products have been certified for their material content, recyclability, and manufacturing characteristics.
c2ccertified.com

SOTO Rail*

- Any length Rail supports many SOTO shelf and worktool combinations with clean lines and quiet aesthetic while keeping items up and off the worksurface
- 1" clearance between table and rail for cable management
- Clamp onto worksurfaces or materials up to 2" thick
- Flush with top of worksurface
- Rubber feet under clamps ensure a tight fit without marring the worksurface
- Clamp mounting brackets included
- Maximum weight load of 125 lbs.

Specifying Hints

- Requires a minimum worksurface depth of 18" inches for stability
- Not applicable for glass surfaces
- 3/4" clearance required under worksurface to accommodate mounting clamp
- Each clamp requires a 2" footprint above worksurface
- Allow for 2" installed behind worksurface for rail mount.
Allow for 3/4" to install rail
- Worksurface must be able to support 2.1 lbs.per inch of worksurface width

NOTE: For SOTO Application Tips see the charts on pages 23 – 26.



DSR28

28" wide
4.6 lbs.
W28 x H3½ x D1

DSR34

34" wide
5.2 lbs.
W34 x H3½ x D1

DSR40

40" wide
5.75 lbs.
W40 x H3½ x D1

DSR46

46" wide
6.3 lbs.
W46 x H3½ x D1

DSR52

52" wide
6.9 lbs.
W52 x H3½ x D1

DSR58

58" wide
7.5 lbs.
W58 x H3½ x D1

DSR64

64" wide
8.0 lbs.
W64 x H3½ x D1

Color Finishes

Platinum

DSRT52

Tour furniture system only
52" wide
6.9 lbs.
W52 x H3½ x D1

DSRT58

Tour furniture system only
58" wide
7.5 lbs.
W58 x H3½ x D1

DSRT64

Tour furniture system only
64" wide
8.0 lbs.
W64 x H3½ x D1

Color Finishes


Platinum

Binder Holder*

- 5" wide holder supports binders and other reference materials
- Mounts in tall orientation for most materials or short orientation for large binders
- Open sides provide easy viewing and identification of contents
- Holds up to 4" of materials and weights up to 10 lbs.

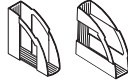
Specifying Hints

- Requires 9½" clearance under binder bins



WBHS

1.2 lbs.
W4¾ x H11¾ x D9¾
Amber, Arctic White,
Black, Frost, Rain



10" Portrait Letter Tray*

- 2½"-high stackable trays
- Ideal for sorting files or projects
- Accommodates letter, legal and A4 filing
- Holds up to 7 lbs. of material per tray

Specifying Hints

- Trays do not interlock when installed on Slatwall



WLTS, Single Pack

1.4 lbs.
W10 x H2½ x D12½
Amber, Arctic White,
Black, Frost, Rain



Hanging Brackets*

- Solid, four-stepped brackets display hanging files
- Keep work visible, yet organized
- Support file folders, Office in a File, or any product that fits into a hanging file drawer
- Support letter- and legal-size files
- Holds up to 20 lbs. (5 lbs. per step)

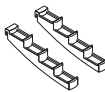
Specifying Hints

- Not recommended for use on Stanchion-mounted SlatRail or c:scape bracket mounted SlatRail
- Requires 6" clearance from top step to access files under binder bins
- Requires 9" clearance from bottom step to top of worksurface to allow files to hang freely
- Recommend using Brackets only as a pair; do not share Bracket when mounting multiple side-by-side



WHB

1 lb.
W1½ x H1¼ x D9¾
Amber, Arctic White,
Black, Frost, Rain



12" Landscape Letter Tray*

- 2½"-high stackable trays
- Ideal for sorting files or projects in landscape orientation
- Accommodates letter and A4 filing
- Holds up to 7 lbs. of material per tray

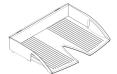
Specifying Hints

- Trays do not interlock when installed on Slatwall



WLT12L, Single Pack

1.4 lbs.
W12½ x H2½ x D10
Amber, Arctic White,
Black, Frost, Rain



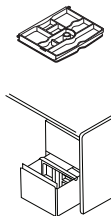
Office in a File

- Portable storage file with seven compartments to hold small office supplies
- Includes translucent cover for safe traveling
- Includes built-in tape dispenser
- Smooth cover doubles as a handy writing surface
- Mobile, more space-efficient and less expensive than center drawer
- Stores nicely in pedestal
- Mounts on Hanging Brackets



WOFS

1.5 lbs.
W12¼ x H1¼ x D9¾
Amber, Arctic White,
Black, Frost, Rain



15" Landscape Legal Tray*

- 2½"-high stackable trays
- Ideal for sorting files or projects in landscape orientation
- Accommodates letter, legal, A4 filing and Fedex® envelopes
- Holds up to 7 lbs. of material per tray

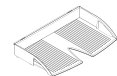
Specifying Hints

- Trays do not interlock when installed on Slatwall



WLG15L, Single Pack

1.7 lbs.
W15½ x H2½ x D10
Amber, Arctic White,
Black, Frost, Rain





* These products have been certified for their material content, recyclability, and manufacturing characteristics.
c2ccertified.com

Pen/Pencil Cup*

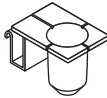
- Sturdy 2¼"-diameter cup
- Place in convenient location to prevent twisting and reaching for pens and pencils

NOTE: Metal attachment bracket must be specified in Black, Champagne or Pewter



WPCS

1 lb.
W3¼ x H3½ x D5¼
Amber, Arctic White, Black, Frost, Rain



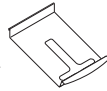
Telephone Caddy

- Places phone within easy reach and off desktop
- Optimal angle for reading numbers and dialing
- Includes vertical channel for managing telephone cable
- Compatible with most phones
- Secure the hand set by converting phone to wall-mount use



WTCS

6 lbs.
W8 x H11 x D2
Black, Champagne, Pewter



SpecTip Not recommended for Cisco phones.

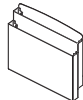
Chart/File Holder

- Mount standard letter-size file folders to conveniently manage reference materials
- 2-tier holder allows for easy viewing of files



HCCHT

4.5 lbs.
W12 x H10½ x D2½
Pewter



Double Square Dish*

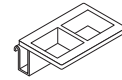
- Two 2½" square sections
- Keeps small, frequently used office tools within easy reach

NOTE: Metal attachment bracket must be specified in Black, Champagne or Pewter



WSQS

1 lb.
W6¾ x H3¼ x D4¾
Amber, Arctic White, Black, Frost, Rain



Project Container

- Holds letter size Pendaflex® folders on inside rails
- Comes with positionable aluminum clips that allow the Project Container to hang on Slatwall or SlatRail in a parallel or perpendicular orientation
- Fits on Details Simple Trolley for under worksurface storage with easy access
- Also fits in Steelcase Universal storage system products, including towers, bookcases, binder bins and open shelves
- Built in ledges on Project Container act as handles and allows easy transport
- Ships with two stick-on business card size label holders for easy content identification
- Holds up to 12 lbs.



WPROJ

2 lbs.
W13¾ x H10⅞ x D4¾
Frost



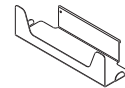
Glove Box

- Mounts any standard size box of exam gloves
- Gloves are kept within view without taking up space on a worksurface



HCGB

1 lb.
W10 x H3 x D3¼
Pewter



SpecTip Also accomodates standard size rectangular tissue box.

Tackstrip

- Sleek, slim tackable surface
- Ideal for posting reminders, photos, etc.
- Self-filling surface reduces unsightly holes from frequent use

**WTBS**

0.5 lb.
W15 x H3½ x D¼
Black

**Universal Shelf***

- Sloped shelves for storing 2¾" of files and reference materials
- Order multiples for dense paper management
- Use vertically for letter-size materials
- Use horizontally for legal-size materials
- Holds up to 7 lbs. per shelf

Specifying Hints

- Shelves do not interlock when installed on Slatwall
- Not recommended for use on SlatRail

**WUS, Single Pack**

0.5 lb.
W2¾ x H12 x D9½

WUS3, 3-Pack

1.5 lbs.
W2¾ x H12 x D9½
Amber, Arctic White,
Black, Frost, Rain

**Utility Hook**

- Hook allows for hanging items out of the way to free up workspace space

**WHOOK**


0.25 lb.
W3½ x H2 x D1¼
Black, Champagne, Pewter

**PaperFlo® Manager**

- Three-slotted, sloping unit holds paper and files
- Sturdy base with non-handed wire dividers provide easy access and visibility
- Ideal for sorting mail or managing multiple projects
- Includes reusable identification tags
- Expandable from letter to legal-size filing (extended depth is 15¼")
- Holds up to 15 lbs.

Specifying Hints

- Requires 11" clearance under binder bins
- NOTE: Metal attachment bracket must be specified in Black, Champagne or Pewter

**WPFS**

6 lbs.
W11 x H10 x D14¼
Amber, Arctic White,
Black, Frost, Rain

**Markerboard**

- Dry-erase surface
- Ideal for jotting down notes and reminders
- Integrated holder for dry-erase markers (markers not included)

Specifying Hints

- Not recommended for use on SlatRail

**WMB**

1.75 lbs.
W17¼ x H11¼ x D1
Aluminum Frame





* These products have been certified for their material content, recyclability, and manufacturing characteristics.
c2ccertified.com

Slatshelves

- Ideal for sorting files or projects
- Supports a larger office phone or office equipment
- Accommodates letter, legal and A4 filing
- Accommodates SOTO™ freestanding boxes
- Provides convenient place for off-the-worksurface reference material
- Handy trough keeps pens and pencils within reach
- Cable access opening provides easy feed through for small office equipment
- Available in two depths and three widths
- Optional dividers are available for supporting binders, CDs, books
- Holds up to 40 lbs. of material per shelf

Specifying Hints

- 18" and 12" wide mounts on Slatwall or SlatRail
- 24" wide mounts on Slatwall or SlatRail (except 24" wide Slatwall Tile or SlatRail)
- Shelf should be mounted 18" above the worksurface when installing Underline light
- 12" wide Slatshelf does not support an Underline light



WSS12L

12" wide - Landscape
3.5 lbs.
W12 x H2½ x D10%

WSS18L

18" wide - Landscape
3.75 lbs.
W18 x H2½ x D10%

WSS18P

18" wide - Portrait
4.25 lbs.
W18 x H2½ x D12%

WSS24L

24" wide - Landscape
4.75 lbs.
W24 x H2½ x D10%

WSS24P

24" wide - Portrait
5.5 lbs.
W24 x H2½ x D12%

R04494DSR

Mounting hardware
for Underline lights

Color Finishes

Black, Champagne,
Pewter

Slatshelf Dividers

- Handed dividers support binders, CDs and other reference materials
- Open sides provide easy viewing and identification of contents
- Attaches into back wall of Slatshelf



WSSD, Pair

0.4 lb.
H3 x D8%
Polar Gray

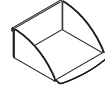
Media Holder

- Handy storage off the worksurface for DVDs, CDs, disks, VHS tapes and note pads
- Raised front edge helps keep items from moving



WMEDIA

1 lb.
W5½ x H3 x D5
Black, Champagne, Pewter



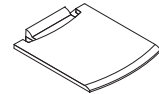
Mini Shelf

- Organizes small personal technology items
- Indents at back of shelf allow mini cable to pass through
- Holds a maximum of 5 lbs.



KMINI

0.5 lb.
W8 x D10 x H1½
Amber, Arctic White,
Black, Frost, Rain



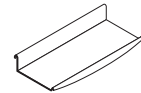
Personal Shelf

- Handy storage/display for personal items and office tools
- Raised front edge helps prevent items from falling off



WSPS

3 lbs.
W13½ x D6 (5" useable)
Black, Champagne, Pewter



Slatshelf Labels

- Three reusable, wet-erase label inserts for labeling work
- Label holder also accommodates 1/5 hanging folder tab inserts
- Clips to the front edge of the Slatshelf



WSSL, 3-Pack

0.1 lb.
W2 x H½ x D%
Frost

SOTO Shelves*

- Designed to reclaim worksurface space, support the behavior of piling, and provide a place for personal objects or technology with clean lines and quiet aesthetic
- Supports many configurations of SOTO worktool boxes
- Shelves are able to accommodate boxes on top or underneath
- Able to mount underneath 8" Display Shelf
- 3" shelf holds 22 lbs., 6" shelf holds 30 lbs., and 10" shelf holds 40 lbs. of material per shelf
- Ships with SOTO Rail mounting hardware

Specifying Hints

- 3" Shelf accommodates Tool Box and Utility Box
- 6" Shelf accommodates Storage Box Set of 3
- 10" Shelf accommodates Pile Box, Diagonal File Box, and Personal Box
- 10" Shelf accommodates stacked Pile and Personal Boxes
- All SOTO Shelves allow for 2 $\frac{1}{8}$ " between worksurface and bottom of shelf

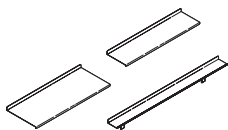
NOTE: For SOTO Application Tips see the charts on pages 23 – 26.

**DSS363**

36" wide
4.4 lbs.
W36 x D3 $\frac{1}{2}$

DSS246

24" wide
5.9 lbs.
W24 $\frac{1}{2}$ x D6 $\frac{1}{4}$

**DSS2410**

24" wide
7.4 lbs.
W24 $\frac{1}{2}$ x D10 $\frac{1}{4}$

Color Finishes

Arctic White,
Platinum
(Stanchion Platinum)

SOTO Display Shelves*

- Ideal for managing active and anticipated work
- Keeps multiple reference materials up off the worksurface and at an angle for easy viewing
- Accommodates letter, legal and A4 materials
- Two height options allow for space under the 8" high stanchion to accommodate other SOTO worktool boxes and shelves
- Holds up to 36 lbs. of material per shelf
- Ships with SOTO Rail mounting hardware

Specifying Hints

- Channel accommodates the Utility Box
- 5" high stanchion allows for 3 $\frac{1}{8}$ " between worksurface and bottom of shelf
- 8" high stanchion allows for 5 $\frac{1}{8}$ " between worksurface and bottom of shelf

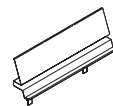
NOTE: For SOTO Application Tips see the charts on pages 23 – 26.

**DDS245**

24" wide, 5" high stanchion
11 lbs.
W24 $\frac{1}{2}$ x H14 $\frac{1}{4}$
Arctic White, Platinum
(Stanchion Platinum)

DDS248

24" wide, 8" high stanchion
11.5 lbs.
W24 $\frac{1}{2}$ x H17 $\frac{1}{4}$
Arctic White, Platinum
(Stanchion Platinum)



SpecTip Shelves can be mounted to the Rail on c:scape™ desks or 1 $\frac{1}{2}$ -high low storage with a connect zone. It is recommended that they not be attached to the beam.



* These products have been certified for their material content, recyclability, and manufacturing characteristics.
c2ccertified.com

Active™ Shelf

- For *short term* (< 2 hrs/day) computing on laptop without external keyboards or screens
- Eliminates need for a worksurface for computing
- Use in either seated or standing position
- Anti-dislodgement tabs prevent accidental shelf falls
- Allows adequate room and stability for keying and mousing
- Translucent cover hides and organizes cables, yet provides easy access and feed through
- Holds weights up to 20 lbs.

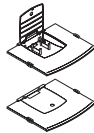
Specifying Hints

- Mounts on Slatwall or SlatRail
- No installation; user adjustable



KLAS

4.8 lbs.
W18 x H2½ x D20
Champagne, Pewter
accents in Frost




Passive™ Shelf

- For *long term* (> 2 hrs/day) intense computing on laptop with external keyboard and mouse, and possibly a separate flatscreen
- For use in seated position
- Frees up worksurface; organizes techno-clutter
- Anti-dislodgement tabs prevent accidental shelf falls
- Allows easy screen viewing and access to drives
- Translucent cover hides and organizes cables, yet provides easy access and feed through
- Holds weights up to 20 lbs.

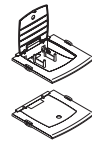
Specifying Hints

- Mounts on Slatwall or SlatRail over a worksurface
- No installation; user adjustable



KLPS

2.9 lbs.
W14½ x H2½ x D14
Champagne, Pewter,
accents in Frost



SpecTip All laptop components also work with existing Slatwall skins and tiles and SlatRail. Consider the following when selecting a laptop shelf:

- Number of hours spent on your laptop each day
- Whether you use an external or laptop keyboard
- Whether you use a traditional PC monitor, flatscreen monitor, or laptop screen

Tech Module

- Convenient access to power
- Slatwall interface for convenient, user-positioned attachment
- Can be hung in vertical or horizontal orientation
- Black 6' cord

Specifying Hints

- Mounts on Slatwall
- No installation; user adjustable



KMAC, 6 Outlet

1.5 lbs.
W1¼ x H15 x D1½
Pewter
accents in Black



Cable Spool

- Accommodates two wires separately – one on each side; expands and contracts to work with various diameters and length of wires
- Easily winds cables into portable spool

Specifying Hints

- Mounts on Slatwall or SlatRail
- Easy to field install; user adjustable



KCSPD

0.2 lb.
W3½ x D1¼
Frost



Cable Rings*

- Allows many positions for managing technology cables
- Multiple rings organize proliferating cables

Specifying Hints

- Mounts on Slatwall
- No installation; user adjustable



KCR, 4-Pack

0.25 lb.
W1½ x H1 x D1
Frost



Jules™ Keyboard Platform-Slatwall Mounted

- For use with a Slatwall to replace a worksurface for an external keyboard
- Recommended with a laptop on a Passive shelf using the laptop as a CPU and screen, at correct viewing height
- Allows for same plane keying and right or left-handed mousing
- Ideal for multi-user workstations for easy positioning

User Requirements

- Allows for use in seated or standing position
- Mousing surface is non-handed and retractable when not in use
- Requires 20" wide knee space

Specifying Hints

- Not recommended for use on SlatRail
- For use on Slatwall mounted to architectural wall



KJULES

6.4 lbs.
W19 x H4 x D21
Pewter



Organizational Worktools : Worktool Packages & Freestanding Containers



* These products have been certified for their material content, recyclability, and manufacturing characteristics.
c2ccertified.com

Container Packs

WCPAK1

3 Project Containers

WCPAK2

2 File Containers

WCPAK3

1 File Container
& 3 Project Containers

Container Kits

WCKIT1

1 Simple Trolley & 2 File Containers

WCKIT2

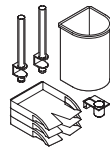
1 Simple Trolley, 1 File Container
& 3 Project Containers

ap40 Worktool Packages (Series 9000 Systems Furniture)

SlatRail Freestanding

TK1SRF

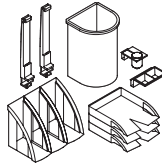
1 Freestanding SlatRail Stanchion, Platinum
1 Pen/Pencil Cup, Frost/Pewter
3 10" Portrait Letter Trays, Frost
1 Wastebasket, Black



Slatwall Freestanding

TK2SWF

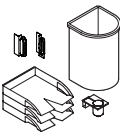
1 Freestanding Slatwall Stanchion, Platinum
3 10" Portrait Letter Trays, Frost
3 Binder Holders, Frost
1 Pen/Pencil Cup, Frost/Pewter
1 Double Square Dish, Frost/Pewter
1 Wastebasket, Black



SlatRail Panel-Mount

TK3SRP

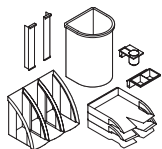
1 SlatRail Panel-Mount Brackets, Platinum
1 Pen/Pencil Cup, Frost/Pewter
3 10" Portrait Letter Trays, Frost
1 Wastebasket, Black



Slatwall Panel-Mount

TK4SWP

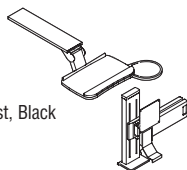
1 Slatwall Panel-Mount Brackets, Platinum
3 10" Portrait Letter Trays, Frost
3 Binder Holders, Frost
1 Pen/Pencil Cup, Frost/Pewter
1 Double Square Dish, Frost/Pewter
1 Wastebasket, Black



Computer Support

TK5CST

1 Eyesite™ Single Display Support w/ C-clamp, Platinum
1 5" Lift and Lock Mechanism w/ 18" track, Black
1 Jules™ Keyboard Platform w/ Standard Foam Palm Rest, Black



Specifying Hints

- Due to varying panel and worksurface widths, order Slatwall or SlatRail separately.

NOTE: Packages will work with any Details Slatwall and SlatRail.

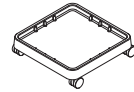
Simple Trolley

- Sized to stack up to three File Containers high
- Designed to store Details File and Project Containers
- Not designed to transport File Containers within a building (use in workstation only)
- Tabs help locate and support Project Containers
- Does not support use as a seat or step
- Holds up to 70 lbs.



WTR0L2

9 lbs.
W14 x H2 x D14
Black



Project Container

- Holds letter size Pendaflex® folders on inside rails
- Comes with positionable aluminum clips that allow the Project Container to hang on Slatwall or SlatRail in a parallel or perpendicular orientation
- Fits on Details Simple Trolley for under worksurface storage with easy access
- Also fits in Steelcase Universal storage system products, including towers, bookcases, binder bins and open shelves
- Built in ledges on Project Container act as handles and allows easy transport
- Ships with two stick-on business card size label holders for easy content identification
- Holds up to 12 lbs.



WPROJ

2 lbs.
W13 $\frac{1}{8}$ x H10 $\frac{1}{16}$ x D4 $\frac{1}{8}$
Frost



File Container

- Holds letter size Pendaflex® folders on inside rails
- Fits on Details Simple Trolley for under worksurface storage with easy access
- Also fits in Steelcase Universal storage system products, including towers, bookcases, binder bins and open shelves
- Built in ledges on File Container act as handles and allows easy transport
- Ships with two stick-on business card size label holders for easy content identification
- Holds up to 35 lbs.



WFILE

5 lbs.
W13 $\frac{1}{8}$ x H10 $\frac{1}{16}$ x D13 $\frac{1}{8}$
Frost



Pelican Pencil Drawer

- Dual-purpose drawer combines center drawer capabilities and file storage
- Includes file bars for up to 10" of letter or legal filing
- Can also be used to store personal items
- Low profile front for plenty of knee space
- Storage bin is 10" high
- Optional lid available for added security
- Holds up to 75 lbs.

Specifying Hints

- Requires 24" unobstructed worksurface depth and 20" width clearance
- For locks to be keyed alike to other Steelcase locks, specify a non-locking Pelican Drawer and order locking plugs from Steelcase
- Field installation of lock barrel required if keying alike

 **Installation required**



WDPDL

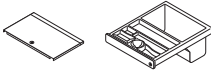
22 lbs.
Locking
W19 x H2 x D23
Bin: H10
Black

WDPL

3 lbs.
Optional security lid
Black

WDPDNL

22 lbs.
Non-Locking
W19 x H2 x D23
Bin: H10
Black



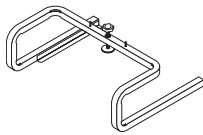
SpecTip Ideal for training tables.

Pelican Installation Bar

- Optional bar makes installations a snap
- Holds drawer in place for easy drilling and fastening
- Ideal for dealer installation crews
- Reusable

WIB

5 lbs.
W21½ x H7 x D17



SpecTip Order one per installation.

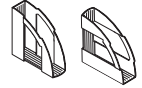
Binder Holder*

- 5"-wide holder supports binders and other reference materials
- Can be used in tall orientation for most materials or wide orientation for large binders
- Open sides provide easy viewing and identification of contents
- Holds up to 4" of materials



WBHS

1.2 lbs.
W4¾ x H11½ x D9½
Amber, Arctic White, Black, Frost, Rain



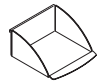
Media Holder

- Handy storage for DVDs, CDs, disks, VHS tapes and note pads
- Raised front edge helps keep items in place



WMEDIA

1 lb.
W5½ x H3 x D5
Black, Champagne, Pewter



Office in a File

- Portable storage file with seven compartments to hold small office supplies
- Includes translucent cover for safe traveling
- Includes built-in tape dispenser
- Can be used freestanding or in a drawer like a hanging file
- Smooth cover doubles as handy writing surface
- Mobile, more space efficient and less expensive than center drawer



WOFS

1.5 lbs.
W12¾ x H1½ x D9½
Amber, Arctic White, Black, Frost, Rain





* These products have been certified for their material content, recyclability, and manufacturing characteristics.
c2ccertified.com

10" Portrait Letter Tray*

- 2½"-high stackable trays
- Ideal for sorting files or projects
- Accommodates letter, legal and A4 filing
- Holds up to 7 lbs. of material per tray
- Sturdy, interlocking construction allows stacking up to four high



WLTS, Single Pack

1.4 lbs.
W10 x H2½ x D12½
Amber, Arctic White,
Black, Frost, Rain



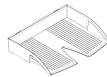
12" Landscape Letter Tray*

- 2½"-high stackable trays
- Ideal for sorting files or projects in landscape orientation
- Accommodates letter and A4 filing
- Holds up to 7 lbs. of material per tray
- Sturdy, interlocking construction allows stacking up to four high



WLT12L, Single Pack

1.4 lbs.
W12½ x H2½ x D10
Amber, Arctic White,
Black, Frost, Rain



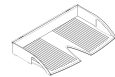
15" Landscape Legal Tray*

- 2½"-high stackable trays
- Ideal for sorting files or projects in landscape orientation
- Accommodates letter, legal, A4 filing and Fedex® envelopes
- Holds up to 7 lbs. of material per tray
- Sturdy, interlocking construction allows stacking up to four high



WLG15L, Single Pack

1.7 lbs.
W15½ x H2½ x D10
Amber, Arctic White,
Black, Frost, Rain



Coat Hook

- Multi-purpose hook for keeping items easily accessible
- One-piece, solid steel construction
- Use on Answer, Avenir, Kick, and Series S9000 panel systems



Specifying Hints

- Not recommended for end of panel run configurations


WCH

0.15 lb.
W2½ x H2¼ x D½
Black, Pewter



Flat Top™ Hanger

- Multi-purpose hanger with curved accessory hook
- One-piece, solid steel construction
- Single rubber sleeve maintains firm grip on any flat surface



FTH

1 lb.
W15½ x H7¼ x D3
Black, Champagne



Wastebasket

- Design hugs wall to allow greater foot room
- Four gallon capacity
- Made of recycled materials
- Order in sets for sorting recyclables
- Set of recycling labels free upon request



DWBE, Single Pack

5 lbs.
W10 x H15 x D10
Black



DRCY - Free

Set of recycling labels

SpecTip Be sure to include the recycling labels as part of your order. They do NOT ship unless ordered!

Work Tags

- Reusable, wet-erase tags for labeling work
- Clip to Organizational Worktools
- Includes marker



WWT, 10-Pack


1 lb.
W2¾ x H5/16 x D1½
Frost



SOTO™ Pile Box*

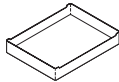
- Ideal for supporting the behavior of piling work and managing both active and anticipated work
- May be used individually, stacked horizontally or criss-crossed. Boxes interlock when stacked horizontally
- May be used freestanding on worksurface or utilized on 10" Shelf
- Fits inside c:scape furniture drawers and on shelves
- Small indent allows user to easily view materials while boxes are stacked
- Accommodates letter size paper or files
- Freestanding only
- High gloss finish

NOTE: For SOTO Application Tips see the charts on pages 23 – 26.



DSSPB


0.7 lb.
W12¼ x H2 x D9½
Arctic White, Black



SOTO™ Landscape Letter Box*

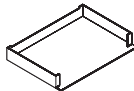
- Ideal for supporting the behavior of piling work and managing both active and anticipated work
- May be used individually or stacked horizontally. Boxes interlock when stacked horizontally
- May be used freestanding on worksurface or utilized on 10" Shelf
- Fits inside c:scape furniture drawers and on shelves
- Open front allows user to easily view materials while boxes are stacked
- Accommodates letter size paper or files
- Freestanding only
- High gloss finish

NOTE: For SOTO Application Tips see the charts on pages 23 – 26.



DSLLB

0.8 lb.
W13¼ x H2 x D9½
Arctic White, Black



SOTO™ Tool Box*

- Sturdy box for pens, pencils, Post-it® notes or any other small office tools
- Translucent removable insert keeps items separate
- Fits inside c:scape furniture drawers and on shelves
- Freestanding only
- High gloss finish

NOTE: For SOTO Application Tips see the charts on pages 23 – 26.



DSTB

0.3 lbs.
W3¼ x H3½ x D3½
Arctic White, Black



SpecTip Tool Box contains removable dividing insert to separate pens from Post-it® notes.

SOTO™ Diagonal File Box*

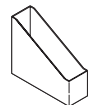
- Ideal for supporting the behavior of piling work and managing active and anticipated work
- Supports binders and other reference materials
- May be used freestanding on worksurface or utilized on 10" Shelf
- Fits inside c:scape furniture drawers and on shelves
- Sits in tall orientation for most materials or shorter orientation for larger materials
- Freestanding only
- High gloss finish

NOTE: For SOTO Application Tips see the charts on pages 23 – 26.



DSDFB

0.5 lb.
W4 x H9½ x D12¼
Arctic White, Black



SOTO™ Utility Box*

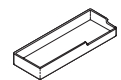
- Utilize on 3" Shelf, inside Personal Box or on worksurface
- Fits inside Display Shelf channel
- Fits inside c:scape furniture drawers and on shelves
- Can be used individually or stacked horizontally
- Freestanding only
- High gloss finish

NOTE: For SOTO Application Tips see the charts on pages 23 – 26.



DSUB

0.3 lbs.
W9 x H1¼ x D3¾
Arctic White, Black





* These products have been certified for their material content, recyclability, and manufacturing characteristics.
c2ccertified.com

SOTO™ Personal Box*

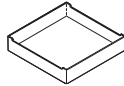
- Provides user controlled area for placement of multiple small business and personal items
- Storage Box Set of 3 fits neatly inside
- May be used freestanding on worksurface or utilized on 10" Shelf
- Fits inside c:scape furniture drawers and on shelves
- Small indent allows user to easily view materials while boxes are stacked
- May be used individually or stacked horizontally. Boxes interlock when stacked horizontally
- Utility Box fits neatly on edge and slides back and forth
- Freestanding only
- High gloss finish

NOTE: For SOTO Application Tips see the charts on pages 23 – 26.



DSPB

0.3 lb.
W9 x H2 x D9
Arctic White, Black



SOTO™ Storage Box Set of 3

- Set of three small translucent boxes for infinite uses- one open rectangle, one open rectangle with permanent divider, one long rectangle with white lid
- May be used freestanding on worksurface or utilized with the 3" shelf, 6" shelf or Personal Box
- Fits inside c:scape furniture drawers and on shelves
- Freestanding only

NOTE: For SOTO Application Tips see the charts on pages 23 – 26.

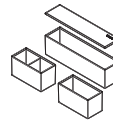


DSSB

Large
0.4 lb.
W8³/₄ x H2³/₄ x D2¹/₄

Small w/divided Rectangle
0.2 lb.
W4¹/₄ x H2³/₄ x D2¹/₄

Small w/o divided Rectangle
0.2 lb.
W4¹/₄ x H2³/₄ x D2¹/₄



Color Finishes

Semi-opaque boxes with white cover

SpecTip The Storage Box Set of 3 fits inside the Personal Box.

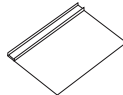
Writing Mat

- Elegant writing space keeps your desk protected
- Aluminum channel on the Writing Mat allows other accessories space on your desk while keeping them neatly in place including: the Note Paper Container (WNPC), Desk Clock (WDC), Tape Dispenser (WTD), Multi Functional Box (WMFB) and Paper Clip Holder (WPCH)
- Sturdy construction with a soft feel
- Construction: Aluminum, Polystyrene and soft coat rubberized finish



WWM

Freestanding
5.15 lbs.
W27½ x H½ x D19¼
Matte Black and
Brushed Aluminum



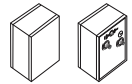
Desk Clock

- Alarm function
- Any E90 N size 1.5V battery may be used as a replacement
- One battery is provided
- Fits neatly into the aluminum channel on the Writing Mat (WWM)
- Sturdy construction with a soft feel
- Lid stores neatly behind
- Construction: Aluminum, Polystyrene and soft coat rubberized finish
- Freestanding or for use with the Writing Mat



WDC

0.45 lb.
W2¼ x H2¼ x D1¼
Matte Black and
Brushed Aluminum



Tape Dispenser

- Lid lifts the inner workings of the Tape Dispenser to allow easy access to the tape inside
- Adhesive tape of any brand can be used on the ½" roll
- One roll of clear adhesive tape is provided
- Fits neatly into the aluminum channel on the Writing Mat (WWM)
- Sturdy construction with a soft feel
- Lid stores neatly underneath
- Construction: Aluminum, Polystyrene and soft coat rubberized finish
- Freestanding or for use with the Writing Mat



WTD

1.85 lbs.
W4½ x H2¼ x D1¼
Matte Black and
Brushed Aluminum



Multi Functional Box

- Keeps business cards or small, frequently used office materials within reach
- Soft inner cushion gives your business cards or other small items a non-slip surface
- Fits neatly into the aluminum channel on the Writing Mat (WWM)
- Sturdy construction with a soft feel
- Lid stores neatly underneath
- Construction: Aluminum, Polystyrene and soft coat rubberized finish
- Freestanding or for use with the Writing Mat



WMFB

0.55 lb.
W4½ x H2¼ x D1¼
Matte Black and
Brushed Aluminum



Note Paper Container

- Lid lifts the inner workings of the Note Paper Container to allow easy access to the paper inside
- 4" x 4" refill paper found at any office supply store may be used
- One pad of white paper is provided
- Fits neatly into the aluminum channel on the Writing Mat (WWM)
- Sturdy construction with a soft feel
- Lid stores neatly underneath
- Construction: Aluminum, Polystyrene and soft coat rubberized finish
- Freestanding or for use with the Writing Mat



WNPC

1.4 lbs.
W4½ x H6½ x D1¼
Matte Black and
Brushed Aluminum



Paper Clip Holder

- Inner surface is smooth and curved for easy removal of small items
- Fits neatly into the aluminum channel on the Writing Mat (WWM)
- Sturdy construction with a soft feel
- Lid stores neatly underneath
- Construction: Aluminum, Polystyrene and soft coat rubberized finish
- Freestanding or for use with the Writing Mat



WPCH

0.45 lb.
W4½ x H1½ x D1¼
Matte Black and
Brushed Aluminum



Organizational Worktools : Freestanding & Storage Solutions

Business Card Box

- 8 alphabetically labeled dividers are moveable and removable
- Sturdy construction with a soft feel
- Lid stores neatly underneath
- Construction: Aluminum, Polystyrene and soft coat rubberized finish



WBCB

Freestanding
1.45 lbs.
W4½ x H2½ x D8¼
Matte Black and
Brushed Aluminum



Pen Holder

- Inner surface is smooth and curved for easy and comfortable removal of pens
- Sturdy construction with a soft feel
- Lid stores neatly underneath
- Construction: Aluminum, Polystyrene and soft coat rubberized finish



WPH

Freestanding
1.15 lbs.
W4½ x H1½ x D8¼
Matte Black and
Brushed Aluminum



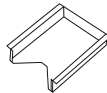
Filing Tray

- Stackable without the use of tools or brackets
- Each tray holds 7 lbs. of material
- Will accommodate letter size paper
- Easy access to horizontal filing
- Handles on the sides allow product to be lifted, carried or repositioned easily
- Front finger grip area allows for easy removal of contents
- Surface is smooth with a matte finish
- Sturdy construction with a soft feel
- Construction: Polystyrene and soft coat rubberized finish



WFT

Freestanding
1.85 lbs.
W11½ x H2¼ x D14¼
Matte Black



Magazine Box

- Provides convenient place for off the desk reference material
- Easy access to vertical filing
- Write on area on the spine for easy labeling of contents
- Each box hold 10 lbs. of material
- Will accommodate letter size paper, large binders or several magazines
- Surface is smooth with a matte finish
- Sturdy construction
- Construction: Polystyrene



WMBL

Freestanding
2 lbs.
W3¾ x H12¾ x D10
Matte Black



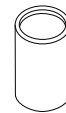
Waste Bin with Ring

- Aluminum ring holds liner in place
- Volume of product is 1210 cubic inches or 4½ gallons
- Surface is smooth with a matte finish
- Construction: Aluminum and Polystyrene
- Sturdy construction



WWBR

Freestanding
4.15 lbs.
W9¾ x H16 x D9¾
Matte Black and
Brushed Aluminum



Executive Office Tools Cleaning Instructions

These products are generally stain resistant to most compounds or staining agents found in the office, food and health care industries. Most food condiments such as ketchup, mustard, steak sauce, etc will clean up easily. However, bacteriostatic agents such as Iodine and Betadine have the greatest staining potential and care should be exercised to avoid exposing this product to these as such stains can usually be only partially removed.

When cleaning, avoid using harsh cleaners with abrasive additives. Never attempt to use sharp metal objects or sandpaper to remove stains. Do not use bleach to clean the surfaces. Do not use hard bristle brushes. All of these will cause permanent damage and will void the warranty.

Ordinary soiled surfaces caused by normal use can be cleaned with a damp cloth or sponge and Formula 409® added as required. For severe stains, if a scrub brush is used, make sure it is a soft bristle type to prevent scratching. Successive cleanings may be required using a soft bristle brush and 70% Isopropyl Alcohol.

Read the chart to see how many of each SOTO tool (top) you can use with each SOTO Rail unit (left).

	Shelf W24.5" x D10"	Shelf W24.5" x D6"	Shelf W36" x D3"	Display Shelf W24.5" & H5" Stanchions	Display Shelf W24.5" & H8" Stanchions	LED Light Rail Mount	20" Cableway	30" Cableway
W28" Rail	1	1	1 w/ overhang	1	1*	1**	1	1 w/ overhang
W34" Rail	1	1	1 w/ overhang	1	1*	1**	1	1
W40" Rail	1	1	1	1	1*	1**	2	1
W46" Rail	1	1	1	1	1*	1**	2	1
W52" Rail	2	2	1	2	2*	1**	(1) 20" & (1) 30"	(1) 20" & (1) 30"
W58" Rail	2	2	1	2	2*	1**	(1) 20" & (1) 30"	(1) 20" & (1) 30"
W64" Rail	2	2	1	2	2*	1**	(3) 20" -or- (1) 20" & (1) 30"	(2) 20" -or- (1) 20" & (1) 30"

* All other shelves can occupy the same space mounted 3" below.
 ** Able to occupy the same space with 24" and 36" shelves (not display shelves).

Organizational Worktools : SOTO™ Application Tips

Read the chart to see how many of each SOTO tool (top) you can use with each c:scape™ unit (left).

	Shelf W24.5" x D10"	Shelf W24.5" x D6"	Shelf W36" x D3"	Display Shelf W24.5" & H5" Stanchions	Display Shelf W24.5" & H8" Stanchions	LED Light Rail Mount	20" Cableway	30" Cableway
c:scape™ 60" desk (49.9)	2	2	1	2	2*	1**	N/A	N/A
c:scape™ 66" desk (55.5)	2	2	1	2	2*	1**	N/A	N/A
c:scape™ 72" desk (61.5)	2	2	1	2	2*	1**	N/A	N/A
c:scape™ 78" desk (67.5)	2	2	1	2	2*	1**	N/A	N/A
c:scape™ 1.5 high storage 30" (26.5)	1	1	1 w/ overhang	1	1*	1**	N/A	N/A
c:scape™ 1.5 high storage 36" (32.5)	1	1	1 w/ overhang	1	1*	1**	N/A	N/A
c:scape™ 1.5 high storage 42" (38.5)	1	1	1	1	1*	1**	N/A	N/A
c:scape™ 1.5 high storage 48" (44.4)	1	1	1	1	1*	1**	N/A	N/A

* All other shelves can occupy the same space mounted 3" below.

** Able to occupy the same space with 24" and 36" shelves (not display shelves).

Read the chart to see which SOTO box (top) you can use with each SOTO Shelf or c:scape™ unit (left).

	Tool Box	Pile Box	Diagonal File Box	Personal Box	Landscape Letter Box	Utility Box	Storage Box Set of Three
Shelf W24.5" & D10"	Yes	Yes	Yes (Rotate 90°)	Yes	Yes	Yes	Yes
Shelf W24.5" x D6"	Yes	—	—	—	—	Yes	Yes
Shelf W36" x D3"	Yes	—	—	—	—	Yes	Yes
Display Shelf W24.5" & H5" Stanchions	—	—	—	—	—	Yes	—
Display Shelf W24.5" & H8" Stanchions	—	—	—	—	—	Yes	—
c:scape™ 1 high open storage	Yes	Yes	Yes	Yes	Yes	Yes	Yes
c:scape™ 1.5 high open upper storage drawer	Yes	—	—	Yes	—	Yes	Yes
c:scape™ 1.5 high upper storage shelf	Yes	Yes	—	Yes	Yes	Yes	Yes
c:scape™ 1.5 high lower storage drawer	Yes	Yes	Yes	Yes	Yes	Yes	Yes
c:scape™ 1.5 high lower storage shelf	Yes	Yes	Yes	Yes	Yes	Yes	Yes

Organizational Worktools : SOTO™ Application Tips

Read the chart to see where each Details product (left) can be used on a c:scape unit (top).

	c:scape™ Desk	c:scape™ Storage	c:scape™ Beam
Slatwall Brackets for c:scape™ Rail	Place anywhere on desk (rail only)	Place anywhere on desk (rail only)	Place anywhere on desk (rail only)
SlatRail Brackets for c:scape™ Rail	Place anywhere on desk (rail only)	Place anywhere on desk (rail only)	Place anywhere on desk (rail only)
FYI® Single Flat Panel Monitor Arm with c:scape™ Rail Bracket	Place anywhere on desk (rail only)	Place anywhere on desk (rail only)	Place anywhere on desk (rail only)
FYI™ Dual Flat Panel Monitor Arm with c:scape™ Rail Bracket	Place anywhere on desk (rail only)	Place anywhere on desk (rail only)	Place anywhere on desk (rail only)
5" Lift and Lock, 19" Platform, right m.s., w/ c:scape™ 24" Top Bracket	Right or left of center only	Right or left of center only	Right or left of center only
5" Lift and Lock, 19" Platform, left m.s., w/ c:scape™ 24" Top Bracket	Right or left of center only	Right or left of center only	Right or left of center only
5" Lift and Lock, 19" Platform, right m.s., w/ c:scape™ 30" Top Bracket	Right or left of center only	Right or left of center only	Right or left of center only
5" Lift and Lock, 19" Platform, left m.s., w/ c:scape™ 30" Top Bracket	Right or left of center only	Right or left of center only	Right or left of center only
Vertical Processor Sling w/ c:scape™ Bracket	Right end or left end of desking only	Right end or left end of desking only	Right end or left end of desking only