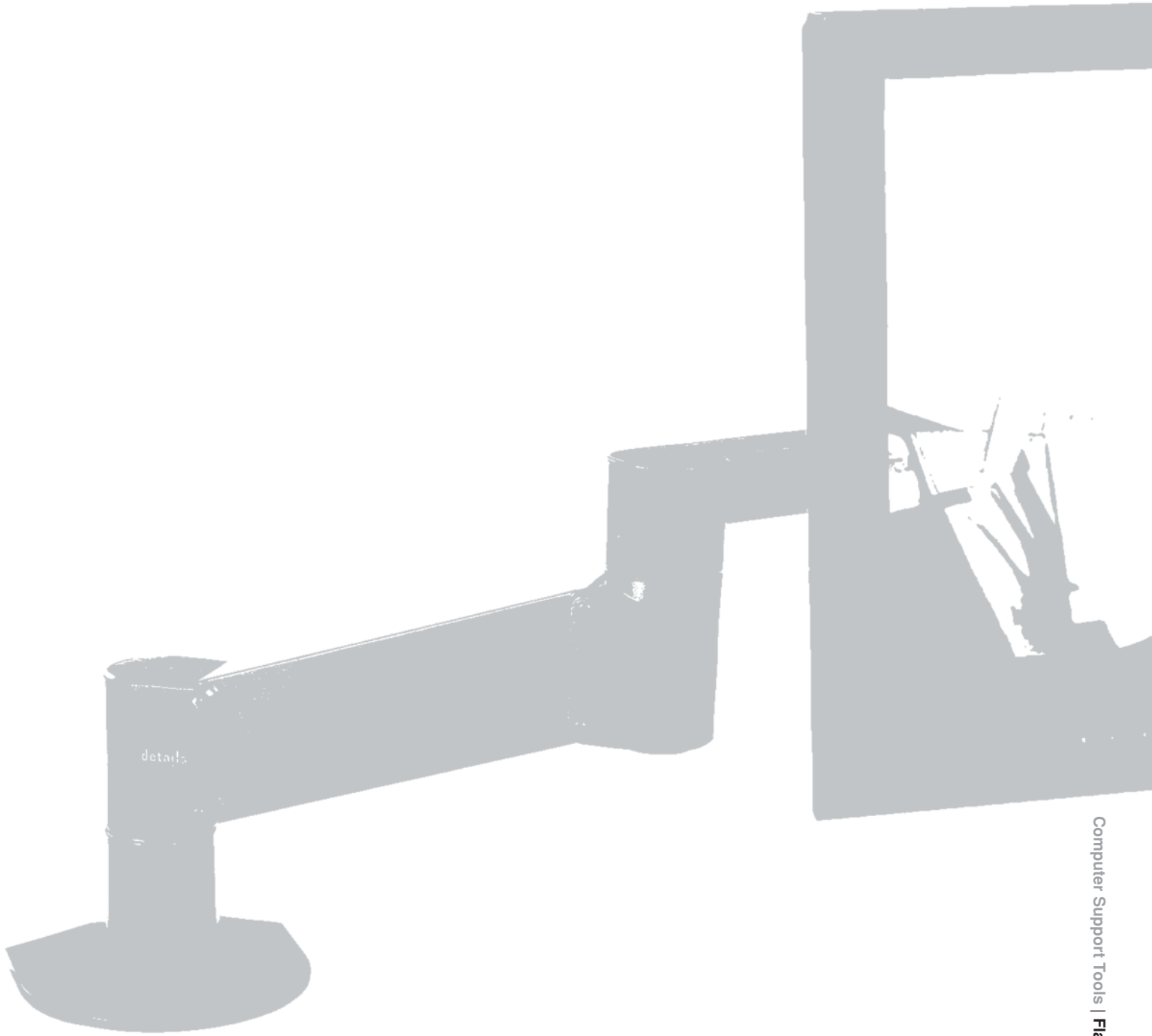


Flat Panel Monitor Arm

Swivels, pivots, rotates, tilts, goes up, goes down.
Does just about everything with a flat panel but write an overdue report.



details

Perfectly balanced...


users simply move it and it remains in place for precise height adjustment and viewing distance.



So many applications. So many mounting options.

As flat panel displays become wider and lighter there is an ever-increasing need for a flexible flat panel support.

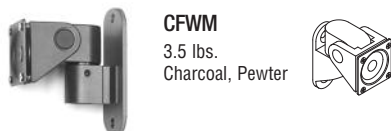
Here it is.



Obligatory and important basic feature information.

Wall Mount Support

- No additional brackets required
- Supports monitors weighing up to 45 lbs.
- Mounts directly to wall stud
- LCD Monitor mounts directly to the support with VESA Plate allowing the monitor to sit approximately 4" from the wall
- LCD Monitor can tilt over 15° up and down
- LCD can rotate over 90° for portrait viewing



CFWM
3.5 lbs.
Charcoal, Pewter

Light-Duty Arm

- Supports monitors weighing 4 – 15 lbs.
- 18" focal adjustability range
- 8½" vertical adjustment range (based on application)
- LCD Monitor can rotate 360° at three joints
- Cable management included with the arm
- Must also order a bracket



CF450
10 lbs.
Charcoal, Pewter

Standard Arm & Heavy-Duty Arm

- Standard Arm supports monitors weighing 10 – 22 lbs.
- Heavy-Duty Arm supports monitors weighing 12 – 29 lbs.
- 24" focal adjustment range
- 16" vertical adjustment range (based on application)
- LCD Monitor can rotate 360° at three joints
- Cable management included with the arm
- Must also order a bracket



CF800, Standard
CF1000, Heavy-Duty
10.5 lbs.
Charcoal, Pewter

Please refer to the online electronic version of the Details SpecGuide for current pricing.

Pole Mount, Single Arm

- Supports monitors weighing 5 – 35 lbs.
- 14" focal adjustment range from pole
- 12"H Pole
- 10" height adjustment (based on application)
- Arm is horizontal orientation
- Will fold into approximately 3" of space
- Cable management included with the pole
- Must also order a bracket



CFSHA
6 lbs.
Charcoal, Pewter

Pole Mount, Double Arm

- Each arm supports monitors weighing 5 – 35 lbs.
- 14" focal adjustment range from pole
- 12"H Pole
- 10" height adjustment (based on application)
- Arm is horizontal orientation
- Cable management included with the pole
- Will fold into approximately 3" of space
- Must also order a bracket



CFDHA
11.5 lbs.
Charcoal, Pewter

Brackets

Desk-Clamp/ Grommet

CFSPC
3.5 lbs.
Charcoal, Pewter



Statwall

CFSPSW
3 lbs.
Charcoal, Pewter



Through Mount

CFSPTM
2.5 lbs.
Charcoal, Pewter



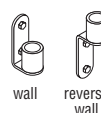
StatRail

CFSPSR
3 lbs.
Charcoal, Pewter



Wall/Reverse Wall Mount

CFSPWM
2.5 lbs.
Charcoal, Pewter



Call Details Customer Alliance for support — 800.833.0411

P.O. Box 1967 / CD-5E Grand Rapids, MI 49501-1967 www.details-worktools.com

©2010 Office Details Inc. All rights reserved. 10/10