


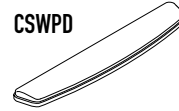
Installation Instructions

Cushioned Replacement for Palm Rests

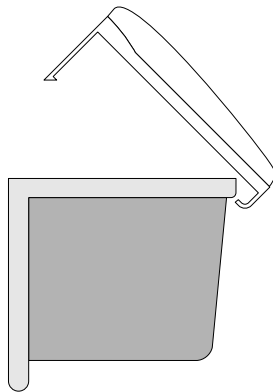
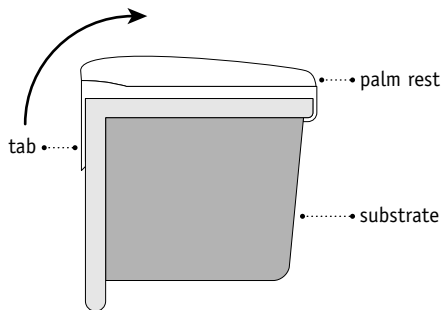
CSWP



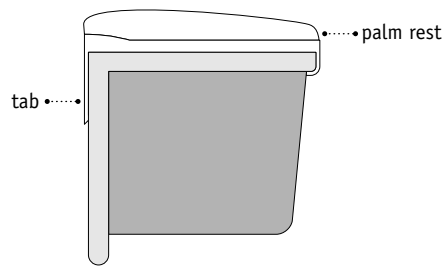
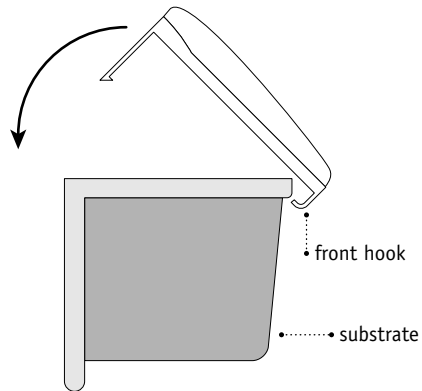
CSWPD



- 1** To remove original cushioned palm rest from substrate, lift tabs on back side of palm rest.



- 2** To install new cushioned palm rest, position front hooks to underside of substrate. Gently press down on palm rest to snap tabs into place.



For a better day at work.™

details®

A STEELCASE COMPANY

www.details-worktools.com
P.O. Box 1967 Grand Rapids, MI 49501-1967
All rights reserved. Printed in U.S.A. 1/05