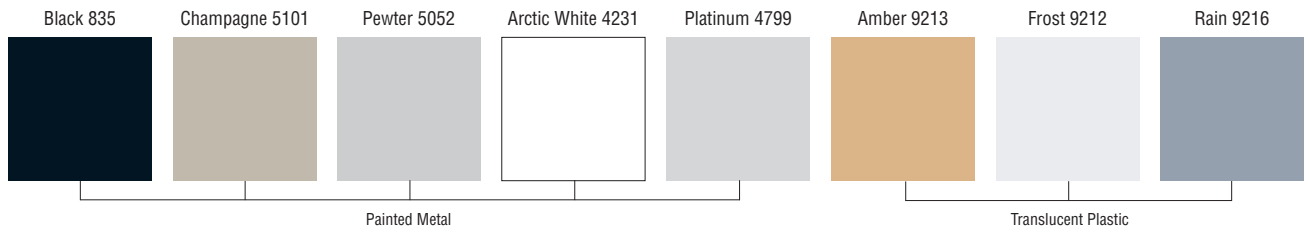


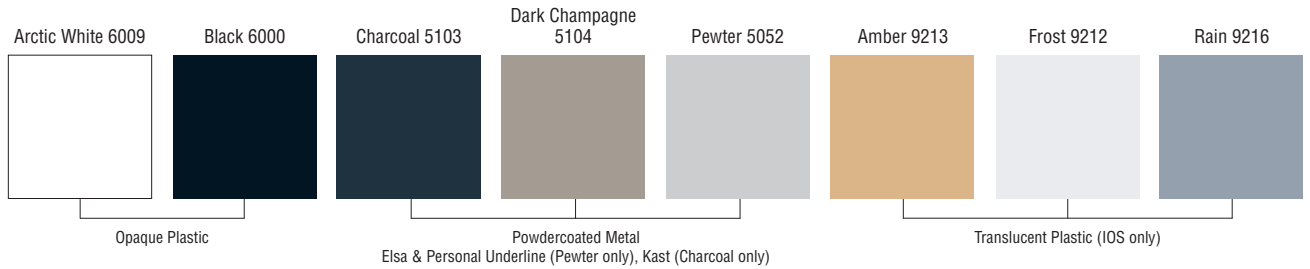
# Finishes

## Organizational Worktools

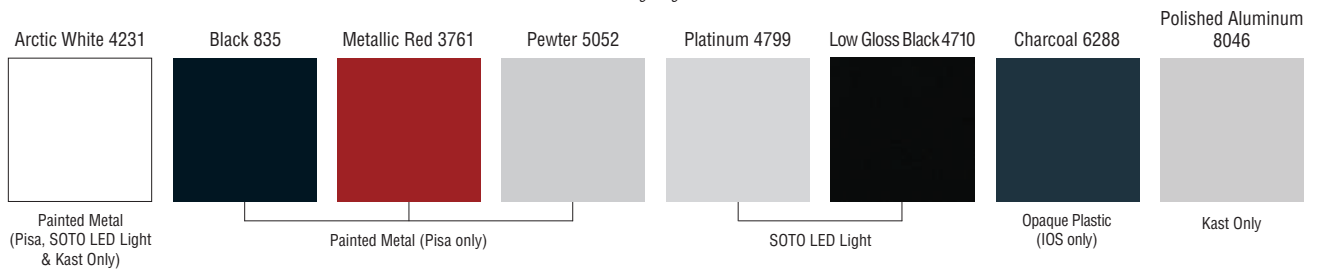


Organizational Worktools cont.


## Task Lighting\*



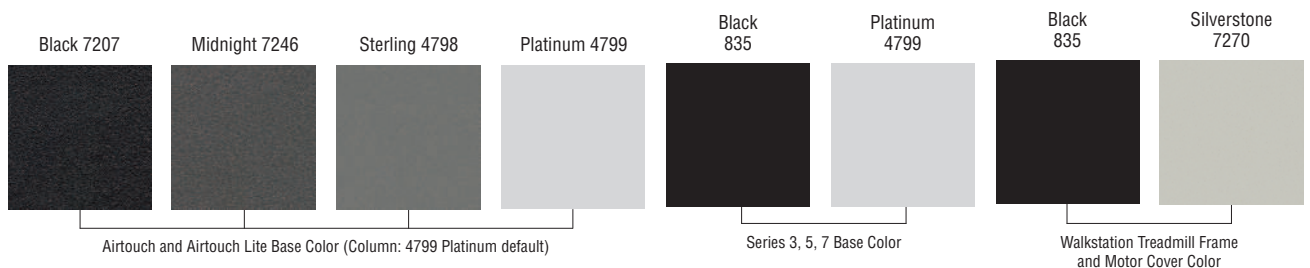
Task Lighting cont.




## Computer Support Tools



## Height-Adjustable Worksurfaces



## Privacy Solutions

























































\* See the Steelcase Surface Materials Guide for Canopy lighting finishes.

• Not all finishes are available for all products. See individual product descriptions for finish availability. Finishes depicted here may not be precise due to printing limitations. See finish samples for more precise representation.

• Transitional Surface Materials are being maintained for existing customers only and will be phased out over time. For a complete listing of transitional laminates reference the Steelcase Surface Materials Reference Manual.

# Color Laminate Finishes : Height-Adjustable Worksurfaces

Fiber							
Vanadium Fiber 2850	Rhyme Fiber 2851	Tungsten Fiber 2852	Vellum Fiber 2854	Novell Fiber 2859	Granite Fiber 2860	Coconut Fiber 2861	Stucco Fiber 2862
							
Micro				Patina			Pulp
Marl Micro 2920	Gypsum Micro 2921	Clay Micro 2922	Shadow Micro 2923	Blonde Bronze Patina 2870	Blackened Bronze Patina 2871	Instant Iron Patina 2873	Warm Brown V1 2766 
							
Solid							
Cream 2722 	Arctic White 2730	Black 2746	Warm White 2759 	Dawn 2810 	Mist 2811 	Seagull 2883	
							
Solid		Speckle					
Milk 2884	Dune 2885	Coffee Speckle 2820	Woodrose Speckle 2822	Driftwood Speckle 2823	Smoke Speckle 2824	Vanadium Speckle 2825	
							
Woodgrain							
Clear Cherry 2406	Natural Cherry 2412	Medium Cherry 2422	Winter on Maple 2511	Blonde on Maple 2592	Natural Walnut 2714	Medium Mahogany on Walnut 2772 	
							
Clear Maple 2409	Graphite Walnut 2410	Clear Walnut 2538	Warm Oak 2539				
							
Turnstone® Laminate Collection				Urethane Profile Edge			
Marbled Maple 2612	Chocolate Walnut 2614	Marbled Cherry 2615	Virginia Walnut 2535	Blackwood 2536	Felt 6278	Black 6000	
							

## Height-Adjustable Worksurfaces

### Recommended Worksurface Edge Finishes

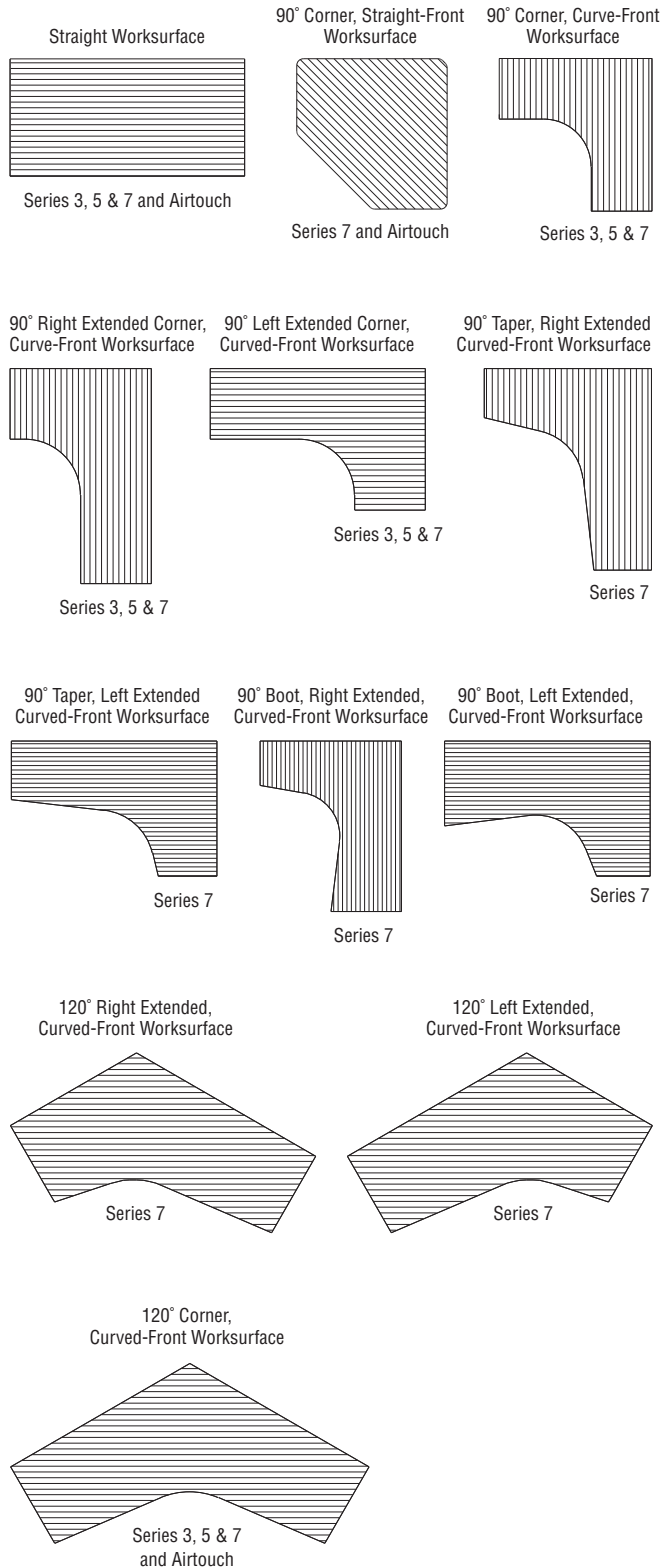
Recommended Edge Colors for Universal Products—  
High-Pressure Laminate

The recommended edge color will complement the laminate color you specify. Edge color is specified separately.

Laminate Color	Recommended 3 mm or 1 mm Edge Color	Recommended P-Edge Color
<b>Fiber Laminate</b>		
2850 Vanadium Fiber	6654 Sand	6697 Fog
2851 Rhyme Fiber	6631 Cream	6654 Sand
2852 Tungsten Fiber	6636 Mist	6654 Sand
2854 Vellum Fiber	6655 Warm White	6697 Fog
2859 Novell Fiber	6001 Coffee	6697 Fog
2860 Granite Fiber	6000 Black	6000 Black
2861 Coconut Fiber	6654 Sand	6654 Sand
2862 Stucco Fiber	6053 Seagull	6053 Seagull
<b>Micro Laminate</b>		
2920 Marl Micro	6053 Seagull	6053 Seagull
2921 Gypsum Micro	6654 Sand	6654 Sand
2922 Clay Micro	6654 Sand	6654 Sand
2923 Shadow Micro	6249 Platinum Solid	6249 Platinum Solid
<b>Patina Laminate</b>		
2870 Blonde Bronze Patina	6654 Sand	6654 Sand
2871 Blackened Bronze Patina	6615 Grey V5	6000 Black
2873 Instant Iron Patina	6615 Grey V5	6000 Black
<b>Solid Laminate</b>		
2722 Cream <sup>e</sup>	6631 Cream	6654 Sand
2730 Arctic White	6009 Arctic White	6009 Arctic White
2746 Black	6000 Black	6000 Black
2759 Warm White <sup>e</sup>	6655 Warm White	6654 Sand
2810 Dawn <sup>e</sup>	6635 Dawn	6000 Black
2811 Mist <sup>e</sup>	6636 Mist	6697 Fog
2883 Seagull	6053 Seagull	6053 Seagull
2884 Milk	6052 Milk	6052 Milk
2885 Dune	6654 Sand	6654 Sand
<b>Speckle Laminate</b>		
2820 Coffee Speckle	6631 Cream	6654 Sand
2822 Woodrose Speckle	6635 Dawn	6000 Black
2823 Driftwood Speckle	6631 Cream	6000 Black
2824 Smoke Speckle	6636 Mist	6654 Sand
2825 Vanadium Speckle	6619 Ice	6697 Fog
<b>Woodgrain Laminate</b>		
2406 Clear Cherry	6234 Clear Cherry*	6001 Coffee
2412 Natural Cherry	6034 Natural Cherry	6000 Black
2422 Medium Cherry	6036 Medium Cherry	6000 Black
2511 Winter on Maple	6037 Winter on Maple	6654 Sand
2592 Blonde on Maple	6038 Blonde on Maple	6654 Sand
2714 Natural Walnut	6041 Natural Walnut	6000 Black
2772 Medium Mahogany on Walnut <sup>e</sup>	6045 Medium Mahogany on Walnut	6000 Black
2409 Clear Maple	6237 Clear Maple*	6655 Warm White
2410 Graphite Walnut	6231 Graphite Walnut*	6000 Black
2538 Clear Walnut	6245 Clear Walnut*	6000 Black
2539 Warm Oak	6246 Warm Oak*	6655 Warm White
<b>Turnstone Laminate Collection</b>		
2612 Marbled Maple	6676 Marbled Maple	6000 Black
2614 Chocolate Walnut	6677 Chocolate Walnut	6000 Black
2615 Marbled Cherry	6678 Marbled Cherry	6000 Black
2535 Virginia Walnut	6242 Virginia Walnut*	6000 Black
2536 Blackwood	6243 Blackwood*	6000 Black

## Height-Adjustable Worksurfaces

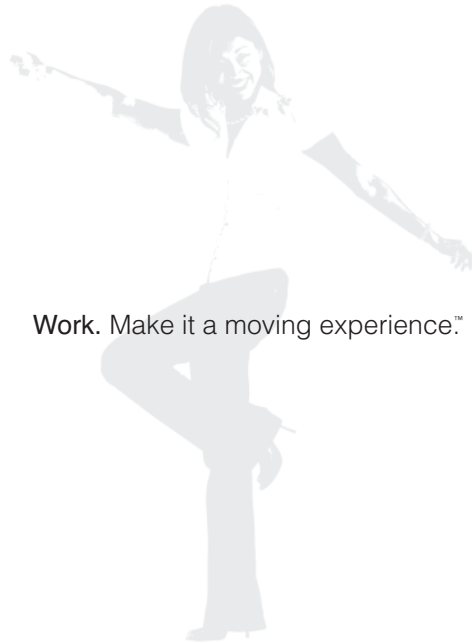
### Woodgrain Directions



Not all finishes are available for all products. See individual product descriptions for finish availability. Finishes depicted here may not be precise due to printing limitations. See finish samples for more precise representation. Transitional Surface Materials are being maintained for existing customers only and will be phased out over time. For a complete listing of transitional laminates reference the Steelcase Surface Materials Reference Manual.

\*PVC-free edge banding

<sup>e</sup> = Established



Work. Make it a moving experience.™

For further information, please go to the Details website [details-worktools.com](http://details-worktools.com) or call 800.833.0411

P.O. Box 1967 / CD-5E Grand Rapids, MI 49501-1967

©2010 Steelcase Inc. All rights reserved. 01/10